












World Aquatic Championships – Medal results

Year	Date	Championship	Location event	# Athletes	Canada Chef de Mission	Winner of the medal table
1973	August 31 – September 9	I	 <u>Belgrade, Yugoslavia</u>	686		 <u>United States</u>
1975	July 19 – 27	II	 <u>Cali, Colombia</u>	682	Larry Tapp	 <u>United States</u>
1978	August 20 – 28	III	 <u>West Berlin, West Germany</u>	828	Eldon Godfrey	 <u>United States</u>
1982	July 29 – August 8	IV	 <u>Guayaquil, Ecuador</u>	848	Dave Stirrup	 <u>United States</u>
1986	August 13 – 23	V	 <u>Madrid, Spain</u>	1119	Flip Filipelli	 <u>East Germany</u>
1991	January 3 – 13	VI	 <u>Perth, Australia</u>	1142	Pat Murray	 <u>United States</u>
1994	September 1 – 11	VII	 <u>Rome, Italy</u>	1400	Ollie Currie	 <u>China</u>
1998	January 8 – 17	VIII	 <u>Perth, Australia (2)</u>	1371		 <u>United States</u>
2001	July 16 – 29	IX	 <u>Fukuoka, Japan</u>	1498	Dave Bedford	 <u>Australia</u>
2003	July 12 – 27	X	 <u>Barcelona, Spain</u>	2015	Margie Schuett	 <u>United States</u>
2005	July 16 – 31	XI	 <u>Montreal, Canada</u>	1784	Bruno Fournier	 <u>United States</u>
2007	March 18 – April 1	XII	 <u>Melbourne, Australia</u>	2158	Claude Lavoie	 <u>United States</u>
2009	July 17 – August 2	XIII	 <u>Rome, Italy (2)</u>	2556	Margie Schuett	 <u>United States</u>
2011	July 16 – 31	XIV	 <u>Shanghai, China</u>	2220	Margie Schuett	 <u>United States</u>
2013	July 19 – August 4	XV	 <u>Barcelona, Spain (2)</u> ^[nb 1]	2293 ^[2]	Margie Schuett	 <u>United States</u>
2015	July 24 – 9	XVI	 <u>Kazan, Russia</u> ^[3]			
2017	July 12 – 28	XVII	 <u>Guadalajara, Mexico</u> ^[3]			



World Aquatic Championships – Medal results

2019	Dates TBC	XVIII	<u>Gwangju, South Korea</u> ^{[4][5]} [6]			
2021	July 23 – August 8	XIX	<u>Budapest, Hungary</u> ^{[7][6]}			

All-time medal since 1973

Updated after the 2013 World Aquatics Championships:

Rank	Nation	Gold	Silver	Bronze	Total
1	<u>United States</u>	214	166	119	499
2	<u>China</u>	103	75	53	231
3	<u>Germany</u> ¹	88	104	93	285
4	<u>Russia</u> ²	86	79	70	235
5	<u>Australia</u>	73	80	56	209
6	<u>Hungary</u>	28	21	24	73
7	<u>Italy</u>	25	25	35	85
8	<u>Canada</u>	19	35	37	91
9	<u>Netherlands</u>	16	22	28	66
10	<u>France</u>	14	19	20	53
11	<u>Great Britain</u>	13	18	30	61
12	<u>Brazil</u>	10	3	9	22
13	<u>Ukraine</u>	9	6	12	27
14	<u>Spain</u>	8	25	23	56
15	<u>Sweden</u>	8	14	13	35
16	<u>South Africa</u>	8	2	12	22
17	<u>Japan</u>	7	28	52	87
18	<u>Poland</u>	6	7	6	19
19	<u>Denmark</u>	4	7	5	15
20	<u>Zimbabwe</u>	4	5	0	9
21	<u>Greece</u>	4	3	3	10
22	<u>Serbia</u> ³	4	3	2	9
23	<u>Finland</u>	3	2	2	7



World Aquatic Championships – Medal results

24	<u>Tunisia</u>	2	2	4	8
25	<u>Romania</u>	2	1	7	10
26	<u>Yugoslavia</u>	2	1	3	6
27	<u>Belarus</u>	2	1	0	3
28	<u>South Korea</u>	2	0	1	3
29	<u>Switzerland</u>	1	4	1	6
30	<u>Mexico</u>	1	2	9	12
31	<u>Croatia</u>	1	2	3	6
32	<u>Bulgaria</u>	1	1	4	6
33	<u>Belgium</u>	1	1	2	4
	<u>Costa Rica</u>	1	1	2	4
	<u>Lithuania</u>	1	1	2	4
36	<u>Norway</u>	1	1	1	3
37	<u>Colombia</u>	1	0	0	1
	<u>Suriname</u>	1	0	0	1
39	<u>New Zealand</u>	0	3	5	8
40	<u>Austria</u>	0	3	3	6
41	<u>Slovakia</u>	0	3	2	5
42	<u>Czech Republic⁴</u>	0	3	1	4
43	<u>Cuba</u>	0	1	1	2
	<u>Iceland</u>	0	1	1	2
45	<u>Montenegro</u>	0	1	0	1
46	<u>Malaysia</u>	0	0	2	2
47	<u>Argentina</u>	0	0	1	1
	<u>Egypt</u>	0	0	1	1
	<u>Puerto Rico</u>	0	0	1	1
	<u>Trinidad and Tobago</u>	0	0	1	1
	<u>Venezuela</u>	0	0	1	1

1. ^ East Germany + West Germany
2. ^ Russia + Soviet Union
3. ^ Serbia + Serbia and Montenegro
4. ^ Czech Republic + Czechoslovakia